

# Student Adventures TripApp - Your all-in-one Trip Companion

We are excited to introduce our Student Adventures TripApp, exclusively designed for your next adventure - no matter the destination or travel dates!

- **Key Features**

- Easy Trip Registration
- Convenient Payment Options (parents only)
- Daily Itineraries and Schedules
- Destination Highlights and Maps

- **Why Download It?**

- It's FREE on both Apple and Android app stores
- Quick, Simple, and User-Friendly
- Students get full access to all features except payments

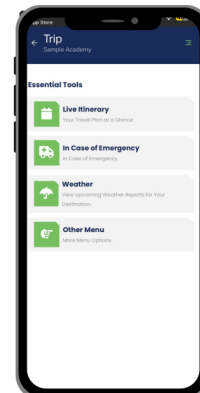
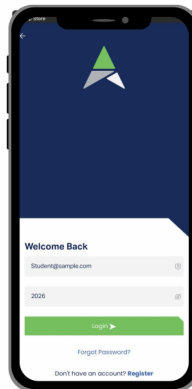
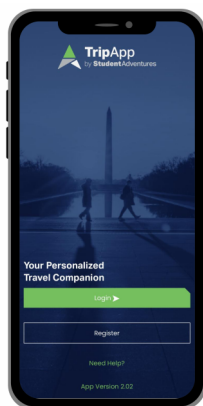
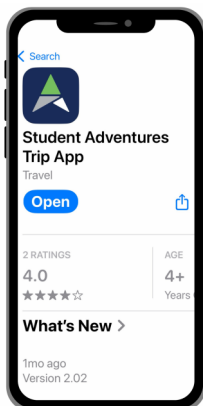


Download the Student Adventures TripApp now and get ready for an incredible journey!

## Start With 4 Simple Steps!

### Installation and Login

1. Download the 'Student Adventures TripApp' from the Apple or Android store.
2. Open the app and click login:
3. Email: [dctrip@anchorbay.com](mailto:dctrip@anchorbay.com)
4. Password: 2025
5. Tap 'Login.'



**On Trip Communication:** You do not need to Download the TripApp to receive On Trip Communication. Your school trip sponsor and the Student Adventures tour director will be sending On Trip communication during the trip ONLY to the participants who are traveling on the trip. They will communicate to participants on the trip, wake-up call and breakfast times, meeting points, what not to bring in, what to bring in, etc..

**Parents who DO NOT travel on the trip** will only receive text messages such as 'great first day' or 'we will arrive home at 5:30 am tomorrow morning, make sure to be at school to pick up your students.'

**Please Login into your Easytrack account and confirm the cell phone number and that you have selected 'allow to receive text messages'**