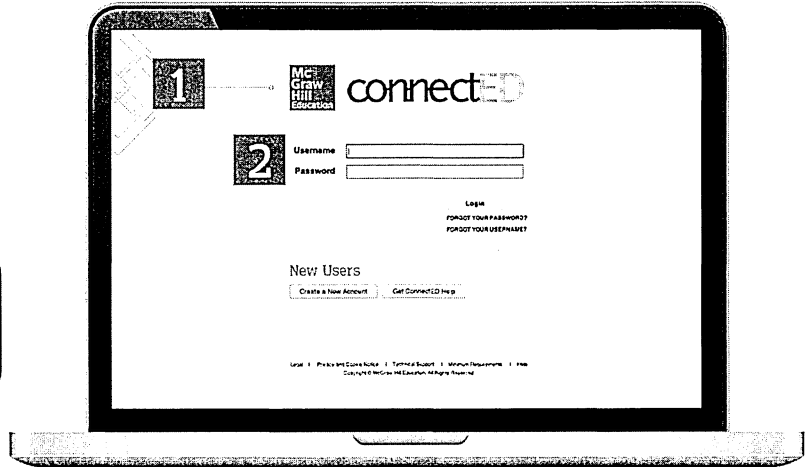


Online Resources Information Sheet

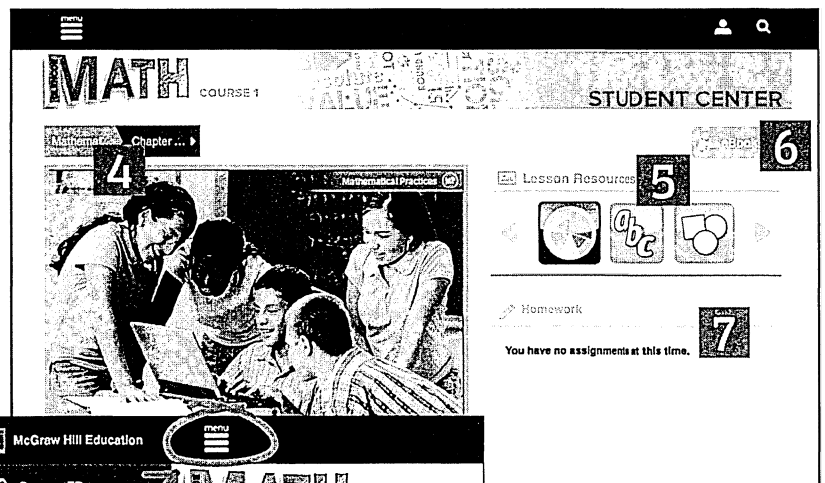

McGraw-Hill Education provides a variety of online resources that can help students be successful in their Mathematics classrooms.

- 1 Go to www.connected.mcgraw-hill.com.
- 2 Log in using your child's username and password.

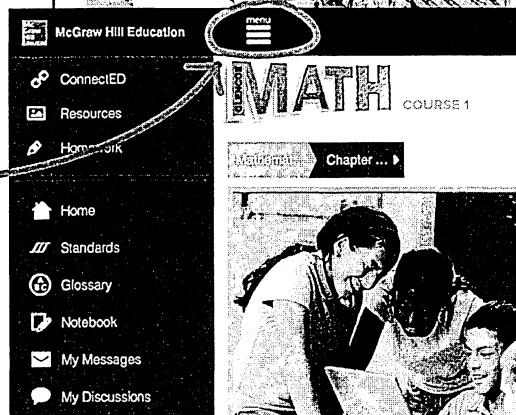
Student Name:
Username:
Password:



- 3 Click on the *Glencoe Math* cover to access the Student Center.
- 4 Select your chapter and lesson in the drop down.
- 5 Resources are dynamic to the chapter and lesson selected.
- 6 Clicking the eBook will open your online Student Edition.
- 7 This area will show your homework assignments.




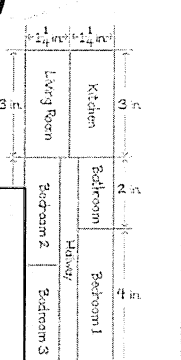
Click on the menu to get to your glossary, notebook, and messages.



Helpful Tools for Homework Success

The speaker icon at the top of the pages provides an audio read of the lessons and Guided Practice problems.





Example

4. A floor plan for a home is shown at the left where $\frac{1}{2}$ inch represents 3 feet of the actual home. What is the actual area of bedroom 1?

Length of Bedroom 1.	Width of Bedroom 1.
$\frac{2 \text{ in.}}{3 \text{ ft}} = \frac{4 \text{ in.}}{w}$ ← floor plan	$\frac{1 \text{ in.}}{3 \text{ ft}} = \frac{1 \text{ in.}}{x}$ ← floor plan
$\frac{1}{2}w = 12$ Find cross products.	$\frac{1}{2}x = 3$ Find cross products.
$w = 24$ Divide each side by $\frac{1}{2}$.	$x = 6$ Divide each side by $\frac{1}{2}$.

So, the area of bedroom 1 is 24×6 or 144 square feet.

Independent Practice

Solve each equation. Check your solution. (Examples 1-4)

1. $8(x + 3) = 72$

4. $\frac{5}{11}(n - 10) = 64$

2. $-7(z - 6) = -70$

5. $-0.6(r + 0.2) = 1.8$

3. $1(t + 8)(-2) = 12$

6. $(w - \frac{4}{9})(-\frac{2}{3}) = -\frac{4}{9}$

12. The length of each side of an equilateral triangle is increased by 5 inches, so the perimeter is now 60 inches. Write and solve an equation to find the original length of each side of the equilateral triangle.

13. **Multiple Representations** Miguel and three of his friends went to the movies. They originally had a total of \$40. Each boy had the same amount of money and spent \$7.50 on a ticket. How much money did each boy have left after buying his ticket?




a. **Model** Draw a bar diagram that represents the situation.

b. **Algebra** Write and solve an equation that represents the situation.

c. **Words** Explain how you solved your equation.

d. **Words** Compare the arithmetic solution and the algebraic solution.

Lesson 8 More Two-Step Equations 485

-  Homework problems are grouped and examples are referenced from the lesson.
-  The answers to the odd-numbered problems are in the Student Handbook at the back of the Student Edition.
-  Additional resources can be found by clicking on the icons at the bottom of the pages. They are enlarged below along with a quick explanation of each.



Visual Vocabulary Cards and Multilingual eGlossary.



Animations, videos, and interactive labs are provided for many lessons to engage students and allow them to explore mathematical topics.



Many examples in the book have a Personal Tutor that provides a teacher led demonstration of a problem similar to the one in their book.



Virtual Manipulatives provide practice with hands-on manipulatives used in the lessons.



Self Check Quizzes and Chapter Tests provide quick assessments with hints that students can use to get ready for in-class assessments.



A fully worked out step-by-step solution is available to each of the odd problems with the house icon around the problem number.



Five worksheets per lesson (including a Reteach option) are available to provide additional examples and practice.



The Quick Review Math Handbook provides additional examples, explanations and practice for the topics in a chapter. This icon is "active" on the first page of each chapter online. Additional resources available for the given page.



The Geometer's Sketchpad®
Discover concepts using Geometer's Sketchpad.